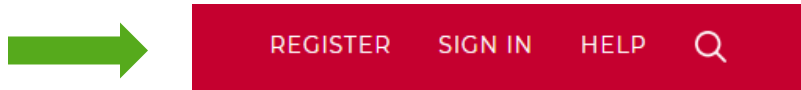




RBdigital App for Portable Devices

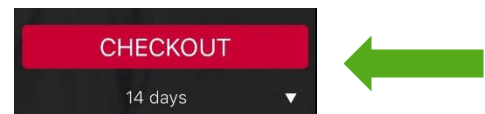
(For Audiobooks not available in Overdrive)



- 1 First time users **must** set up an RBdigital account using an Internet browser, this can't be done in the app itself.
- 2 Go to sachemlibrary.org find the Downloads button on the top of the page, scroll down and click the link for RBdigital. (Alternatively, go directly to <http://suffolkny.oneclickdigital.com> making sure you do not enter "www" before the address.)
- 3 On a computer, click the **REGISTER** button on the top right. Fill out all the information and click the **Register** button at the bottom. You'll need your newly created username and password to sign into the app in Step 5.



- 4 Go to the app store for your device to download and install the free app by searching for "RBdigital"
- 5 Run the app, then select the location of **USA**. Enter your username and tap next. Verify that the app has **Livebrary** as your **Library**. Enter your password and tap next.
- 6 Search  for audiobooks by Keyword, Title, Author or Narrator. You may perform an Advanced Search (which includes searching by Genre, Availability and Audience.) By tapping the menu  button you can also browse by: Most Popular, Best Sellers, Newly Added and Recommended.
- 7 Tap the cover of the title you want. You can specify the checkout duration if you want less than the 14 day default, then tap **Checkout** or **Hold** (depending on item availability). You can play the audiobook immediately by using WiFi, but follow step 8 so you can download the title.



- 8 To download a title you've checked out, tap the menu and then tap **Checked Out**. You will see the covers of the audiobooks that you have checked out. Tap download below the cover of the title you would like downloaded to your device.



- 9 To listen to a downloaded title, tap the **Play** button.
NOTE: you can start to play a title as soon as the first chapter has been downloaded.
- 10 You can renew and return titles by tapping on the cover of the audiobook from the **Checked Out** page and using the buttons under the book cover.

Note: This service is only for eAudiobooks, so there is no benefit to clicking the tab for eBooks when using the app