




App for Kindle Fires






To install the Flipster App on Kindle Fire:

1. From the home screen of your Kindle Fire, go to **'Settings.'**
2. Select **'Applications > Apps from Unknown Sources'** (allow installation of applications that are not from Appstore) and select **'ON.'**
3. Open the Internet browser on your device & download the APK (app installer) from this link:
https://help.ebsco.com/@api/deki/files/3301/flipster_kindle.apk?revision=2
4. Once the download is complete, tap on the file and select **'Install.'**

Using the Flipster App:

1. Open the Flipster app.
2. Tap **'Get Started.'**
3. Tap **'Allow'** if you would like to enable the app to use your location to suggest libraries near you that offers Flipster. Otherwise, tap Deny to manually search for libraries by using a library name, postal code, city, or state/province.
4. Tap **'LOG IN'** next to the Sachem Public Library listing.
5. Enter your library card barcode number or username, and password then tap **'Login.'**
6. The most recently published issues of our subscription titles will show on the home page.
7. Tap the "Menu"  icon in the top left to sort by magazine title, or browse by 'Categories.'
8. You may also search for a title at the top by tapping on the magnifying glass icon.
9. To open an issue, tap on the cover image, then tap **'DOWNLOAD.'**
10. Your selected issue will now download into the Flipster App for offline viewing.
 - a. When the **'READ'** button appears, the download is complete.
11. Tap on the the **'READ'** button to begin reading.
12. Tap on **'My Shelf'** to view all of your borrowed items.
13. A banner across the bottom of each issue cover lets you know when that issue will expire.
 - a. Weekly titles expire in 2 days, monthly titles expire in 7 days.
 - b. Expired titles will have an expired icon on them & must be deleted.
 - i. Any expired title can be downloaded again after expiration.
14. Swipe your finger left or right to flip through the pages of the magazine.

15. Tap '**Explore**' to browse or search for other magazine titles to borrow.
16. To delete a borrowed issue, go to '**My Shelf.**'
17. Tap on the "Trash Can"  icon on the magazine cover to delete it from the App library.
18. There is NO LIMIT on the number of magazines you can download into the App.
 - a. To view available back issues of a title, tap on the newest issue then scroll down the page to view all available back issues of that magazine.
 - b. Tap the "Download"  icon on a particular back issue to download it, then tap the "Read"  icon to start reading.
19. You do NOT need to Logout of Flipster when you are finished, simply close the app.

If you have any problems or questions, please contact the Adult Reference Desk at the Library.